





## English Overview- QQ – Year 5/6

	<b><u>AUTUMN</u></b>	<b><u>SPRING</u></b>	<b><u>SUMMER</u></b>
<b>CORE TEXT(s) or FILM PIECE</b>	<p>Tuesday – David Wiesner (Picture text) The Wonderful Wizard of Oz – L Frank Baum</p> <div style="display: flex; justify-content: space-around;">   </div>	<p>Alma – short Film</p> 	<p>Macbeth – Andrew Matthews/Tony Ross</p> 
<b>NARRATIVE</b>			
<b>NARRATIVE</b> – unit and skills	<p style="text-align: center;"><b>Setting Description</b></p> <p><b>Writing skills:</b></p> <ul style="list-style-type: none"> <li>• Year 5/6 spelling patterns/rules</li> <li>• Varied sentence openers – ed/-ing openers</li> <li>• Create and punctuate sentences using simile starters</li> <li>• Use similes and metaphors</li> <li>• Adverb starters/fronted adverbials (correct use of commas)</li> <li>• Noun-phrases</li> <li>• Create complex sentences by using relative clauses with relative pronouns</li> </ul>	<p style="text-align: center;"><b>Suspense story writing</b></p> <p><b>Writing skills:</b></p> <ul style="list-style-type: none"> <li>• Year 5/6 spelling patterns/rules</li> <li>• Varied sentence openers –ed/-ing openers</li> <li>• Expanded noun-phrases</li> <li>• Create and punctuate sentences using simile starters</li> <li>• Varied sentence openers (DADWAVERS)</li> <li>• Relative clauses/pronoun omitted</li> <li>• Use devices to build cohesion between paragraphs in narrative</li> <li>• Repetition of word or phrase to link ideas</li> </ul>	<p style="text-align: center;"><b>Classic Narrative – Macbeth</b></p> <p><b>Writing skills:</b></p> <ul style="list-style-type: none"> <li>• Year 5/6 spelling patterns/rules</li> <li>• Parenthesis ( ) , , --</li> <li>• Synonyms</li> <li>• Noun phrases</li> <li>• Include detailed description to convey characters' emotions</li> <li>• Use of ellipsis</li> <li>• Demarcate complex sentences using commas in order to clarify meaning</li> <li>• Accurate use of punctuation taught so far</li> <li>• Varied use of co-ordinating and subordinating conjunctions</li> <li>• Hyphenated words</li> </ul>

## English Overview- QQ – Year 5/6

	<ul style="list-style-type: none"> <li>• Use devices to build cohesion between paragraphs in narrative</li> <li>• Include detailed description to convey characters' emotions</li> <li>• Varied use of co-ordinating and subordinating conjunctions (to also begin sentences)</li> <li>• Use expanded noun phrases to convey complicated information concisely</li> <li>• Use commas to avoid ambiguity</li> <li>• <span style="color: purple;">Editing skills</span></li> </ul>	<ul style="list-style-type: none"> <li>• Blend action, dialogue, and description within sentences and paragraphs</li> <li>• Parenthesis ( ) ,, --</li> <li>• Include detailed description to convey characters' emotions</li> <li>• Varied use of co-ordinating and subordinating conjunctions (to also begin sentences)</li> <li>• Demarcate complex sentences using commas in order to clarify meaning</li> <li>• Use expanded noun phrases to convey complicated information concisely</li> <li>• Semi colons</li> <li>• Link ideas across paragraphs using adverbials for time, place and numbers</li> <li>• Accurate use of speech marks</li> <li>• Use commas to avoid ambiguity</li> <li>• Use ellipsis to link ideas between paragraphs</li> <li>• <span style="color: purple;">Editing skills</span></li> </ul>	<ul style="list-style-type: none"> <li>• Accurate use of speech marks</li> <li>• Formal tone/language</li> <li>• <span style="color: purple;">Editing skills</span></li> </ul>
<p><span style="color: red;">Scaffolded Purpose</span></p>	<p><b>Purpose:</b> To write a setting description of Emerald City when Dorothy first arrives</p>	<p><b>Purpose:</b> To write a suspense story re-telling the story of 'Alma'</p>	<p><b>Purpose:</b> Write a piece of narrative from a known part of Macbeth</p>

## English Overview- QQ – Year 5/6

<p><b>Independent Purpose and Audience</b></p>	<p><b>Purpose:</b> To write a setting description of an innovated city when Dorothy first arrives</p> <p><b>Audience:</b> Read to peers within class</p>	<p><b>Purpose:</b> To write their own suspense story from the viewpoint of Alma’s mother</p> <p><b>Audience:</b> Read to pupils in another KS2 class.</p>	<p><b>Purpose:</b> Write an innovated chapter that could be added to Macbeth</p> <p><b>Audience:</b> Read to pupils in Year 6 class.</p>
<p><b>Narrative</b> Weekly short independent writing opportunities within the unit</p>	<ul style="list-style-type: none"> <li>• Advertising information poster</li> <li>• Writing descriptions</li> <li>• Sentence structure work</li> <li>• Opening paragraph</li> </ul>	<ul style="list-style-type: none"> <li>• Descriptive paragraph to create atmosphere</li> <li>• Write sentences portraying character’s emotions</li> <li>• Varied sentence types to create a tension paragraph</li> <li>• Varied sentence type practise</li> <li>• Practise writing opening paragraph</li> <li>• Dialogue writing</li> </ul>	<ul style="list-style-type: none"> <li>• Letter writing</li> <li>• Descriptive paragraph work</li> <li>• Piece of dialogue</li> <li>• Draft chapter</li> </ul>

**English Overview- QQ – Year 5/6**

<b><u>Non-fiction</u></b>			
<p><b><u>Non-fiction</u></b> Unit and skills</p>	<p align="center"><b><u>Newspaper report</u></b></p> <p><b><u>Writing skills:</u></b></p> <ul style="list-style-type: none"> <li>• Year 5/6 spelling patterns/rules</li> <li>• Subordinating and co-ordinating conjunctions</li> <li>• ing openers</li> <li>• formal/informal language</li> <li>• Direct/ indirect quotes</li> <li>• Parenthesis with brackets</li> <li>• Relative clauses who/whose</li> <li>• Colons and semi colons</li> <li>• Use adverbs/adverbial phrases to indicate degrees of possibility</li> <li>• Varied punctuation</li> <li>• <b>Editing skills</b></li> </ul>	<p align="center"><b><u>Persuasive Advert</u></b></p> <p><b><u>Writing skills:</u></b></p> <ul style="list-style-type: none"> <li>• Year 5/6 spelling patterns/rules</li> <li>• Relative clauses</li> <li>• Modal verbs</li> <li>• Adverbs for possibility</li> <li>• Varied conjunctions</li> <li>• Use expanded noun phrases to convey complicated information concisely</li> <li>• Colons/semi colons</li> <li>• Explore how hyphens can be used to avoid ambiguity</li> <li>• <b>Editing skills</b></li> </ul>	<p align="center"><b><u>Instructions</u></b></p> <p><b><u>Writing skills:</u></b></p> <ul style="list-style-type: none"> <li>• Year 5/6 spelling patterns/rules</li> <li>• Modal verbs</li> <li>• Relative clauses</li> <li>• Expanded noun-phrases</li> <li>• Explore, collect and use adverbs to indicate degrees of possibility</li> <li>• Include a mixture of adverbs and adverbials</li> <li>• Using formal and technical language</li> <li>• Accurate use of punctuation taught so far</li> <li>• <b>Editing skills</b></li> </ul>
<p><b><u>Scaffolded Purpose</u></b></p>	<p><b><u>Purpose:</u></b> Write a newspaper report based on the events featured in the book 'Tuesday'</p>	<p><b><u>Purpose:</u></b> Write a persuasive advert for a doll shop</p>	<p><b><u>Purpose:</u></b> To write a set of instruction for a witches' mind-control spell to cast on Macbeth</p>

## English Overview- QQ – Year 5/6

<p><b>Independent Purpose and Audience</b></p>	<p><b>Purpose:</b> Write a newspaper report on a new animal fantasy occurrence</p> <p><b>Audience:</b> Read newspaper reports to Year 2 class.</p>	<p><b>Purpose:</b> Write a persuasive advert for a doll from inside the shop</p> <p><b>Audience:</b> Read to peers within class/shared in class reading corner</p>	<p><b>Purpose:</b> To write a set of instructions for a new type of spell of their choosing</p> <p><b>Audience:</b> Share with parents via seesaw</p>
<p><b>Non-Fiction</b> Weekly short independent writing opportunities within the unit</p>	<ul style="list-style-type: none"> <li>● Writing a blog post</li> <li>● Writing a police report</li> <li>● Writing a news broadcast</li> <li>● Writing direct/indirect quotes</li> <li>● Writing opening paragraph focusing on 5W's</li> <li>● Writing headlines</li> <li>● Writing formally</li> </ul>	<ul style="list-style-type: none"> <li>● Adding detail to paragraph using conjunctions</li> <li>● Writing a persuasive paragraph</li> <li>● Writing facts and opinions</li> <li>● Writing persuasive sentences</li> </ul>	<ul style="list-style-type: none"> <li>● Writing opening paragraph</li> <li>● List of equipment using varied sentence structure</li> <li>● Adding detail to paragraph using conjunctions</li> <li>● Write a list of detailed ingredients</li> <li>● Improve a set of instructions</li> <li>● Writing concluding paragraph</li> </ul>

## English Overview- QQ – Year 5/6

Poetry			
<p>Poetry Unit and skills</p>	<p><b>'I don't like' Grammar poems – Joshua Seigal</b></p> <p><b>Writing skills:</b></p> <ul style="list-style-type: none"> <li>• Features of KS2 Grammar</li> <li>• Word classes nouns/verbs/similes etc.</li> <li>• Use of commas</li> <li>• Exclamation marks</li> <li>• Apostrophes for contraction</li> </ul>	<p><b>Poems with figurative language - A Poem to be Spoken Silently- Pie Corbett</b></p> <p><b>Writing skills:</b></p> <ul style="list-style-type: none"> <li>• Similes</li> <li>• Interesting vocabulary</li> <li>• Nouns/Adjectives/Verbs/Adverbs</li> <li>• Abstract nouns</li> </ul>	<p style="text-align: center;"><b>I am Poems</b></p> <p><b>Writing skills:</b></p> <ul style="list-style-type: none"> <li>• Character descriptions</li> <li>• Senses work</li> <li>• Nouns/Adjectives/Verbs/Adverbs</li> <li>• Interesting vocabulary</li> </ul>
<p>Scaffolded Purpose</p>	<p><b>Purpose:</b> To write a whole-class 'I don't like' grammar poem</p>	<p><b>Purpose:</b> To write a quiet poem based a familiar quiet setting</p>	<p><b>Purpose:</b> To write an 'I am poem' about the character of Macbeth</p>
<p>Independent Purpose and Audience</p>	<p><b>Purpose:</b> To write an independent 'I don't like' grammar poem on chosen areas of grammar studied.</p> <p><b>Audience:</b> Read aloud poems to peers in class</p>	<p><b>Purpose:</b> Write a loud poem about a chosen familiar setting</p> <p><b>Audience:</b> Record videos of reading poems and share with parents on seesaw</p>	<p><b>Purpose:</b> Write an 'I am poem' about a different character from Macbeth</p> <p><b>Audience:</b> Share with Year 6 class</p>